

## HOW TO LOG ONTO YOUR EXHIBITOR AREA ?

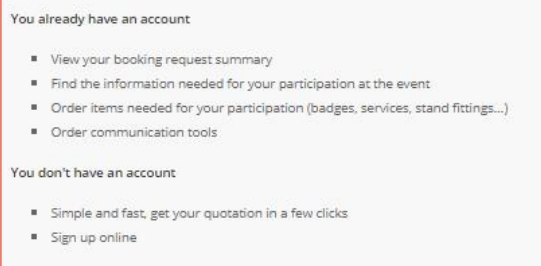
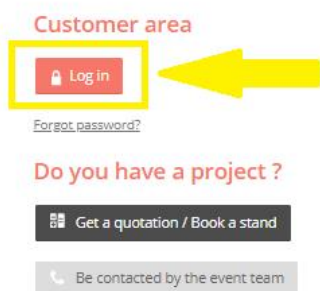
Please use **GOOGLE CHROME** preferably

<https://event.salon-gourmet-selection.com/2020/>

1 Please click on the « Log in » pink button

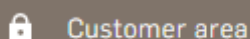


### GOURMET SELECTION 2020 customer area



☛ If needed, you will also find the login page on the welcome screen (top right)

of our website

 Customer area

## ONLINE REGISTRATION

In Gourmet Selection customer zone, you can:

- Get a quotation
- Book your stand
- Be contacted by the event team

☛ Firstly, click on the  
« Customer zone »  
Black button

**CUSTOMER ZONE**



2 Enter the main contact email address  
(the one declared in your registration file only)

**WELCOME!**

Log in and access your account

Email Compulsory field

.....

[Forgot password?](#)

Remember me

**Log in**

By signing up you agree to our [Conditions of Use](#) and [Cookies & Internet Advertising](#).

**New? [Create an account](#)**

In order to generate a password, click on « forgot password »

Within 30 minutes, the main contact will receive the password in his mailbox

Once the password received, return to the connection page

If you log in for the first time, please create a **Comexposium** account as mentioned above

3 Finally, click on the « Access your customer area » black button



**GOURMET SELECTION 2020 customer area**

**Registration**

| Surface | State     | Actions                          |
|---------|-----------|----------------------------------|
| 9sq.m   | Confirmed | <b>Access your customer area</b> |

[+ Make an additional booking request](#)

**Welcome to your Customer Zone!**